



# LATINO ADVOCACY TOOLKIT

HELPING LATINOS BECOME ADVOCATES  
AND FLEX THEIR POWER



# TABLE OF CONTENTS

**LOCAL COMMUNITY ADVOCACY** ..... 3

- HOW TO START
- EXPLORING INTERESTS
- GETTING INVOLVED
- POWER MAPPING
- WHO ARE MY REPRESENTATIVES?
- WAYS TO ADVOCATE

**DIGITAL ADVOCACY** ..... 7

- DIGITAL
- VIRTUAL FLY-INS OR LOBBY DAYS
- VIRTUAL TOWN HALLS
- PETITIONS
- EMAILS
- SOCIAL MEDIA
- IDENTIFYING MISINFORMATION

**ADVOCACY AT DIFFERENT LEVELS OF GOVERNMENT** .....10

**LOCAL ADVOCACY** ..... 10

**STATE ADVOCACY** ..... 12

**FEDERAL ADVOCACY** ..... 14

- CONGRESS
- HOW A BILL BECOMES LAW
- EXECUTIVE BRANCH
  - EXECUTIVE DEPARTMENTS AND AGENCIES
  - INDEPENDENT FEDERAL AGENCIES
  - ADVOCACY IN THE EXECUTIVE ADMINISTRATION

**MEETING WITH POLICYMAKERS** ..... 21

- HOW TO SET UP A MEETING
- PREPARING TO MEET WITH REPRESENTATIVE
- MEETING FORMAT
- CRAFTING YOUR STORY
- ADVOCATING WITH KIDS

**RESEARCHING POLICY** ..... 26

**CALIFORNIA STATE ADVOCACY** ..... 27

**COLORADO STATE ADVOCACY** ..... 29





# ADVOCACY 101

## LOCAL COMMUNITY ADVOCACY

---

### HOW TO START

In any community, there are always things that can improve. Some public buildings may need repairs or are maybe not accessible to everyone. Public schools often lack resources. You may already be passionate about a certain issue or you may soon learn that something you thought wasn't a big concern actually leads to a larger problem. Keep in mind that policy can be updated, added, or removed.

You can begin to get involved locally by simply listening to what people around you are saying. Consider the challenges your neighbors, classmates, local restaurant owners, mail carriers may be facing. Talk with your friends to identify issues that negatively impact them to collectively work out solutions. For example, the number of students in English Language Learners programs has increased drastically in the past years – how is the school district adapting to serve their students adequately?

### EXPLORING INTERESTS

Of all the issues you learn about, pick one which interests you most. You'll find many are intersectional.

For example: You may hear from your child's school that students are reading at a level above the state average, yet you also know many students struggle to graduate high school. Diving in deeper, you discover that Black and Latino students are actually falling behind on reading and math scores. You want to improve this situation so all students receive the best education and succeed. In this example, you could look to join your child's school's Parent-Teacher Association (PTA) or school's Booster Club.

To get involved in your community, find local organizations working on the issue you're interested in.



## GETTING INVOLVED

You may already be involved with your community in several ways – through school, religious services, sports clubs. You can begin your advocacy with the programs you are already engaged with. Ask if there are ways you can get involved in their efforts or if they know of a group that advocates on the issue you are passionate about. There may be organizations or community groups already working on what interests you. You can also search online for groups in your city that work on issues you want to advocate on and on their website locate how you can get involved. Many national organizations have affiliates of local organizations or chapters you could join. There will be many opportunities to engage locally in your community and you'll find you don't have to travel too far from home or even leave your home!

**TIP:** You may find many people in your community working on a similar issue. This is a great opportunity for you to meet more people who share your interests and have similar goals to build lasting working relationships. You could potentially advocate as part of a group to organize a larger action or campaign. Working in partnership or collaboration with others helps achieve goals efficiently. The more voices, the greater the emphasis on the cause. However, if you're more comfortable advocating alone, that produces powerful outcomes as well. One voice is enough to make a difference. As Alice Walker once said, "The most common way people give up their power is by thinking they don't have any".

## WHO ARE MY REPRESENTATIVES?

There are several people that represent you in local, county, state, and federal office and you should get to know them. As taxpayers, they work for us so make your voice heard!

You can learn who your representatives by entering your zip code on [MyReps](https://myreps.datamade.us/index.html) website: <https://myreps.datamade.us/index.html>

On the [MyReps](https://myreps.datamade.us/index.html) website, you will find your local, county, state, and federal representatives listed with information and links to their website and social media pages. There is a "contact" button with a phone number and/or email through which you can reach out.

## POWER MAPPING

Power mapping can ensure effective alliances, targeted actions, political relevance, and legitimacy. You can create a power map to help you visualize and identify the relationships and organizations or institutions you need to work with to create social change. This will help to determine how you proceed next, whether it be contacting an office, attending a town hall, or coordinating a meeting with your representative.

### Step 1:

You can begin the exercise by listing out the main stakeholders - those that can influence the issue you are passionate about. This can be a long list of organizations, institutions, elected officials, policymakers, community groups, and many more.

The list of stakeholders usually includes:

- Institution/ corporation/ policymaker that created the problem
- You and your group
- Organizations, volunteers, and others working to fix the problem
- Community members who are connected to the location where the issue is taking place
- Officials who have the power to fix the problem but are not doing so

### Step 2:

- Conduct some research on the people who make decisions that can help resolve the problem.
- Decide if they are an ally or a target for advocacy and how much influence they hold.
- If you are working as part of a group, this task can be split amongst several people.

### Step 3:

On a large sheet of paper, draw out a set of axes that measures if the stakeholder is an ally, opponent, or target, and how much influence they have.





Get familiar with your representatives by following them on social media, signing up for their emails/ newsletters, and browsing their website. You will be able to learn more about them, what they do, what they're working on, important updates, and when their events are. By doing so, you will feel more prepared and comfortable when you choose to reach out about an issue.

There are several new Members of Congress and the MyReps website may not reflect their Congressional accounts. In the meantime, UC San Diego developed a downloadable list of [Congressional Twitter Accounts](#) you can access.

## WAYS TO ADVOCATE

**Volunteering** - Help with an event or program that benefits your community members. Volunteers can be very helpful for organizations, especially when they have limited budgets or have more work than staff. Plus, you can better understand an issue and connect with others working towards a similar goal. The work can vary, but examples can include assisting with distributions at a food bank or providing translations at meetings - all very important to the community which is always needed. Additionally, if you notice a need that is not being filled, offer to help at an organization.

**Civic Engagement** - Local organizations or community groups may already have organized campaigns you can join, including:

- Advocating in a lobby day to meet with your representative
- Invite your representative to an event
- Writing letters to your representative
- Sending postcards to remind people to take an action
- Signing a petition to add your name to a cause
- Calling or texting voters to remind them to vote
- Joining a march or protest

You can also plan to attend your representative's town hall meeting or city council hearing. Local representatives hold regular meetings that can be found on their website or social media.

1. Start by plotting the most influential and supportive target first. If you are undecided on the primary target, look at how easily you can reach each target and pick the one that is most accessible.
2. Map out the relationships that have influence or a relevant connection to your target. These are secondary targets.
3. Then, map out those that have influence on the secondary targets.
4. Use your growing relationships to find the strongest connection to the primary target and ask them to help you connect or advocate on behalf of your issue.

All of this can get a little complicated but the visual below can help you see how the connections work. This map helps you design an effective, relationship-based campaign.



To learn more about power mapping, visit: [Beautiful Rising](#).

### Common terms you may see:

- » **Decision-makers:** They can be politicians, government agency director-level employees. In our school example, it could be a principal or someone from the school board, or the state department of education.
- » **Stakeholders:** People who are invested are directly impacted by an issue, organizational directors, local institutions working on the same issues, such as universities or think-tanks, non-profits, etc.
- » **Partnership:** When two people or organizations with similar agendas work together to achieve a goal.
- » **Coalition:** When multiple organizations, community groups, institutions, and stakeholders work together.

**Education and mobilization** - Informing people about what is going on in the community is the best way to have them help to take direct action. This can even be done informally - in your home, neighbors, even within your family or groups of friends. You could potentially recruit some people to help your efforts.

**Get media's attention** - People don't like negative press about themselves but everyone loves a good story. If you want to pressure and influence policymakers, getting media on an issue is an effective way to move them. Similarly, if policymakers attend your event or support your cause, they will appreciate the publicity. Share your story or opinion by writing a letter to the editor of local newspapers, placing an op-ed, organize a news conference, or invite the media to attend an event in your community.

**Calling representatives** - When calling your representative, there are helpful tips to consider. These calls may take about a minute or two so you want to efficiently include the following:

- Draft your message ahead of time and practice if that makes you feel more at ease
- Provide your name and the city/ town you live in
- You can also let them know if you are calling with an organization
- Be clear about what issue you're calling about and what action you'd like them to take, name a specific bill or policy if applicable
- Share your personal reason or story for why this is important to you
- They may ask for your email address so they can keep you updated on the issues
- If you reach a voicemail, continue by leaving your message

[5 Calls app](#) is a great way to get started calling your representatives.

## SAMPLE PHONE SCRIPT

“Hi, my name is [Name], and I am calling as a constituent from [city/state, organization]. It is very important to me that [Senator/Representative] pass the [Bill/Policy]. [In a few sentences, explain why this is important to you.] I strongly encourage the [Senator/ Representative] to vote [Yes/No] on [Bill/Policy]. Thank you, goodbye.”







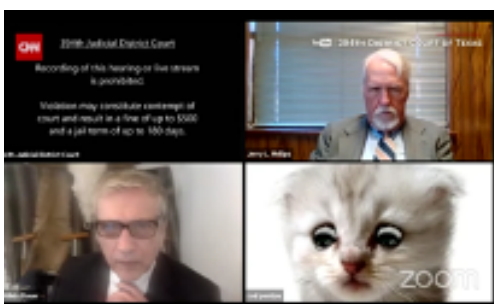
# DIGITAL ADVOCACY

During this pandemic, we have had to adapt from in-person events to virtual platforms to communicate. It can pose challenges since not everyone has stable access to the internet or their own device but when people are able to get connected, the online space can bring communities together. Through various digital methods, individuals and communities can continue to advocate. Below are some ways to get involved and engage with your representatives.

## VIRTUAL “FLY-INS” OR LOBBY DAYS

Large organizations organize ‘fly-ins,’ ‘lobby days,’ or ‘advocacy days’ – which all focus on meeting with representatives. Traditionally, ‘fly-ins’ occur in Washington, DC to meet with Members of Congress and participants fly from their city to DC to advocate on issues. Given the pandemic and government safety measures, meetings are now taking place virtually. Lobby days (also referred to as advocacy days) are a form of grassroots lobbying with an organized call to action, or piece of legislation, conducted with a group of people. This type of advocacy can take place with all levels of government. For more notes on the format of these meetings, refer to the Meeting with Policymakers section of this toolkit.

These virtual meetings can occur on a conference line or on-camera through a video meeting. Anticipate and address any technical difficulties ahead of the meeting. Prepare your device by downloading Zoom, or whatever application or website that will be used, and have it prompted to eliminate issues during the meeting. Check the device settings for both your camera and microphone so they are accessible during the meeting. It’s important to test it out before the meeting, especially if you share your device and kids may have used the application, to ensure no unwanted filters are on. As we’ve seen in some viral instance in the past few weeks, it happens to everyone – attorneys and policymakers included.



Be aware of your meeting background if you will be on camera, it is best for the camera to face you in front of a wall, if possible, to avoid distractions from items or people appearing in the background. Also consider the noise level of the room or area you will be taking the meeting from. Try to be in a place that doesn’t have much noise surrounding you people can hear you clearly. Things happen so also be ready to be flexible if you need to leave the room you are in to find a better place to take the meeting if needed. Be cautious of your microphone and camera being on when you don’t intend it to be on.

## VIRTUAL TOWN HALLS

Town halls are used to open dialogue between citizens and government officials. Both officials and citizens communicate about important issues, with the opportunity for questions and debate. Town halls are opportunities to engage elected officials and their staff members about issues in the district they represent or federal issues if the elected officials hold federal office. Often times, elected officials will hold a topic specific town hall where experts and the politician will give information and answer questions. During this time, they can still respond to questions about other topics. Advocates can also organize and request the elected official host a town hall as a response to urgent matters in the district. Take a look at [Town Hall Project](#) to learn more about town halls in your area.

Town halls are traditionally held in-person but given the pandemic, may still be happening virtually. Keep up to date with your representative's public events for dates, times, and information on how to attend. Since virtual events can host several people, it may cause challenges in being able to engage in conversation so if you have a question you want to ask, it could mean you have to register ahead of time to ensure they get through everyone's questions.

## PETITIONS

Petitions gather signatures to make voices heard on an issue and drive action. They bring awareness to issues and the number of people that sign on can apply pressure to the situation as it shows how many people care or are affected by an issue. The request can vary to include: fixing broken systems, holding politicians or departments accountable, or demanding justice. It's important to share and spread the word to get more people involved. Look at organizations' website as well, they most likely have several petitions or sign-on letters you can add your name to move an issue forward.

## EMAILS

Sending emails to people in your network can help with fundraising efforts. Examples of these campaigns can be centered around school supplies, a food drive, or community funds (housing, essential materials, bail). It may not be the most comfortable feeling to ask someone for money but it is a way to advocate for yourself and your community. The worst that can happen is someone says no. The best way to start is with people you know. Even if you ask for a few dollars, collectively with a large amount of people the total sum of money adds up to a greater quantity. In your email, you want to be sure to explain what the funds are for, why it is needed, and who they can contact for more information or questions. It is best to also follow up with them after the funds are used to demonstrate you fulfilled your commitment.

## SOCIAL MEDIA

Social media allows you to reach many people. Follow everything from breaking news to national and local politics, live events, and everyday interests. Then, join the conversation. They may not all agree on your cause (or be familiar with it), so it gives you an opportunity to inform them and recruit them as supporters to help you spread your message. You can use your social media accounts to post relevant, facts-based information or content to spread awareness on your issue.



Another way to use your account is to communicate with your representative's office - be sure to follow them on social media to keep up with the information they share. You may notice representatives often have two social media accounts - one for their campaign communications and another for their official political work - legally they have to keep certain language and activity separate, so it would be best to follow both. Representatives are getting in the habit of hosting Facebook live videos to answer questions, you can set notifications to alert you when that happens. You can address their social media accounts to ask questions, raise concerns, or even share information, posts, and content that you believe they should be aware of. Social media platforms favor content that promotes engagement between pages and followers. Be sure to tag your representative's accounts so the message gets to them. You could even tag local media outlets to bring attention as well.

Learn more strategies to amplify your advocacy on Bolder Advocacy's [case study](#).

## SOCIAL MEDIA TIPS

- On Twitter, use relevant or popular hashtags to make your post more visible and tag people who you want to pay attention to your post (note: your account must be public to be seen by people who don't follow you).
- On Facebook, you can look for and join groups that are relevant to your issue.
- On Instagram, you can use relevant or popular hashtags and tag larger organizations or individuals to make sure your post is seen by a larger group of people (note: make sure your account is public so people who don't follow you can discover your post or story).



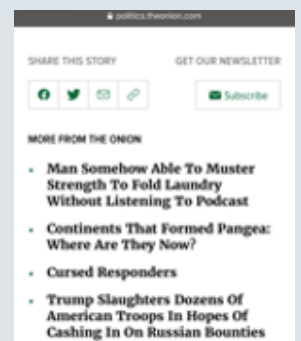
## IDENTIFYING MISINFORMATION

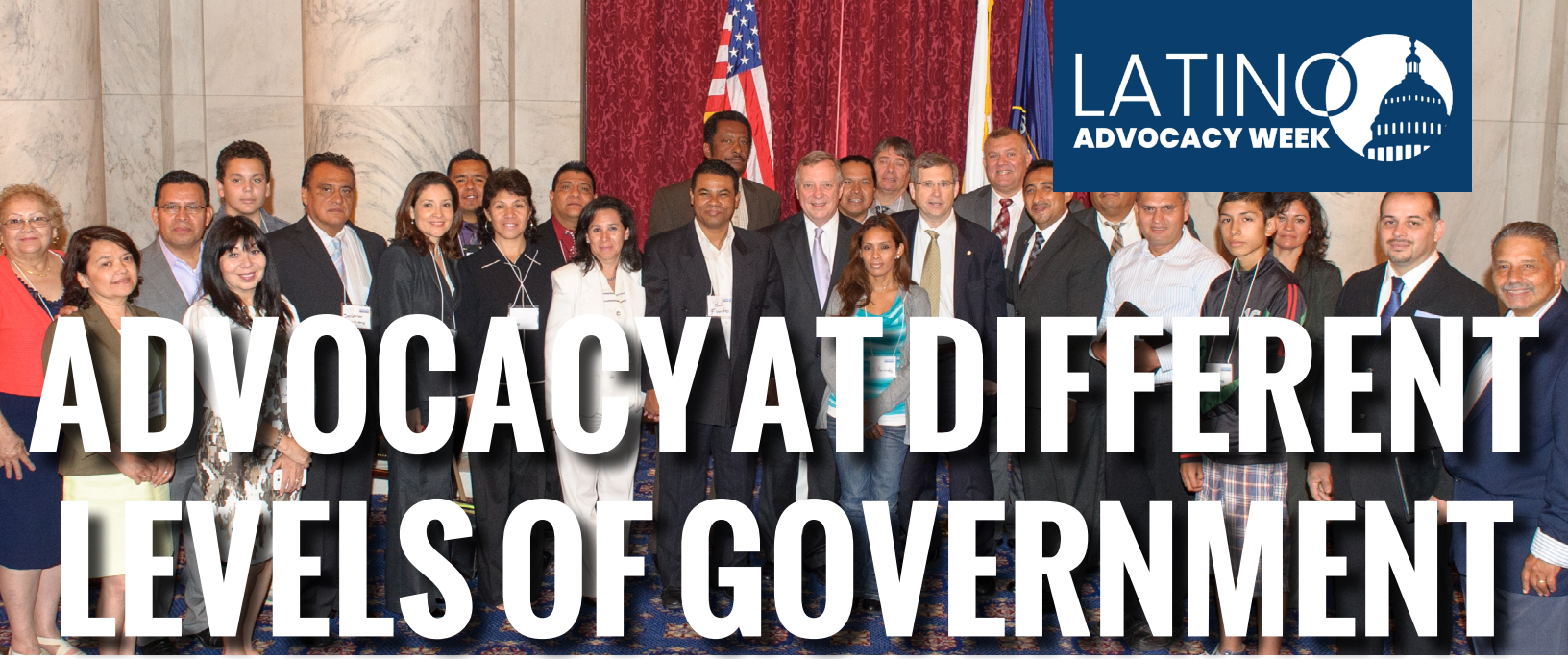
We are currently in what is known as the "age of information" but also in the "era of misinformation". There is now more data produced per day than thousands of years of human existence. It can be easy to fall for misinformation or 'fake news' - and it is important to distinguish what are facts versus fake. You can fact-check information using this website: [www.factcheck.org](http://www.factcheck.org).

Here is a quick guide to identify fake news:

- **Consider the source** - Read beyond the headline as it may be misleading (referred to as 'click-bait'). Read deeper into the story and learn what is going on.
- **Check the author** - Research the author and find out who they work for. For example, you may find that some authors spend their entire career promoting the fossil fuel industry, so what they consider "environmental-friendly" may not be true.
- **Check the website** - Sometimes the website address will imitate a well-known news source. For example: [www.abcnews.net.co](http://www.abcnews.net.co) is not ABC News. In other cases, you may see news about a recent event alongside stories about extraterrestrials or celebrity gossip. Question that news source.
- **What are experts saying** - Check on expert information from subject matter experts. For example, refer to the CDC for Covid-19 information or the Intergovernmental Panel on Climate Change (IPCC) for climate change information.
- **Satire and internal biases** - Clarify if the text is satire (sarcasm, irony) or if it is based on personal biases. Critical articles of politicians or organizations you dislike are not always true. One major website of satire is The Onion.

## SAMPLE FAKE NEWS AND SATIRE





# ADVOCACY AT DIFFERENT LEVELS OF GOVERNMENT

## LOCAL ADVOCACY

Each state, county, and municipality may be structured differently and have varying levels of power. This section outlines the general format of that structure. These local offices don't get as much attention as larger forms of government, but their work is crucial to the community. It is essential to learn about each office, what they are in charge of, and get familiar with them.

Below are some key officials you can begin learning about:

**Mayor:** The city's chief executive with authority over the local government and administration. Responsibilities include the appointment of department heads, drafting and proposal of city budgets, overseeing the city's day-to-day operations, and representing the city.

**County or City Council:** The legislative branch of the county or city government that passes local laws and the county or city's budget. Responsibilities include major projects, infrastructural improvements, and financial planning.

**District Attorney:** Represents the state government in criminal cases and protects the needs of citizens and the community. They have the ability to reform the criminal justice system through their authority to decide what cases to prosecute, what criminal charges to bring, what persons to investigate, amongst many others.

**School Board:** Determines educational policy in a school district by establishing a vision for the schools. Responsibilities include setting a budget, the school calendar, approving curriculum, and funding social services and programs for the schools.

**County or City Clerk:** They lead and organize the municipal elections by assigning resources, determining voting accessibility, and distributing information. Responsibilities include election transparency, setting voting locations, dates and times, helping candidates file for office, and educating voters.

To learn more about local offices (or how to run for office), visit: [Run for Something](#)



## ADVOCACY AT A LOCAL LEVEL

At the City or County level, there are many departments which means there are also various opportunities to advocate and influence legislation. Advocacy can be described as anything that influences a policy creation and debate process on behalf of the result you want to achieve.

Council members (mostly) live in the district, which makes them more accessible. You may even run into them at your local park or grocery store. So being ready at any point in time to present your case can be advantageous.

To begin, you want to know what district you reside in and the names of the council members that represent you. Many of the legislative sessions run year-round but during limited hours. Depending on the county or city, you will want to plan out the logistics for engaging with policymakers.

Reaching out to elected officials either in writing, in person, or via social media follows a similar plan of action. Plan out what you want to say and make sure to include: your stance on the issue, a personal story, supportive arguments, and the action or solution you're proposing to the official.

## WAYS TO ADVOCATE

- **Call or email your officials** – look to their website for their office's contact information
- **Meet them in person** – schedule meetings with officials or their staff
- **Civic Engagement** – attend their district town halls, open community meetings or events - you can witness how they operate, ask them a question, or introduce yourself before or after the gathering (read [Bread for the World's](#) guidance on how to be engaging at public meetings)
- **Testimony** – share your personal story or experience to testify and comment on a bill in committee

Council members at the local level often have other jobs, unless their position is full-time, in which case, they are even more accountable to their constituents. Council members live in the communities they represent, and leveraging relationships or connecting with their staff is effective and worth the time.





# STATE ADVOCACY

Understanding the state government and its many components helps you advocate effectively on behalf of your issue. The state, similar to the Federal Government, has Legislative, Executive, and Judicial branches. The Legislative Branch debates legislation and passes laws, the Executive Branch manages and oversees the government, and the Judicial settles disputes and enforces laws. In this section, we will focus on the Legislative Branch - which at a state level is called the State Legislature.

## STRUCTURE

The State Legislature, sometimes known as the General Assembly, is composed of two chambers or groups of elected officials - the Senate and House of Representatives. Each State Legislature varies in how they carry out the process (from the titles of their representatives to the length of time and when they meet) but this section provides the general format.

The legislatures convene during the legislative session - a designated time period when bills are debated and signed into law. Sessions vary by state, from 60 to 90 days, throughout the year, or in some states, every other year.

The Senate and House each serve distinct districts. The districts are determined mainly by population size, so the number of legislatures per district may vary.

The smaller body is known as the Senate or Upper House.

**State Senators:** The Senate has the exclusive power of confirming appointments made by the Governor. These members represent larger populations of citizens and serve longer terms.

The larger body is known as the House of Representatives (in some states, House of Delegates or Assembly) or Lower House.

**State Representatives:** Members of the Lower Chamber represent smaller districts, usually serve two-year terms, and they have the exclusive power to initiate taxing legislation and articles of impeachment.

Each chamber is further separated into various committees and subcommittees, delegations, caucuses, and leadership structure.

- Committees cover several issues including Budget, Education, the Environment, Finance, Judicial Proceedings, and Rules. Bills are initially introduced in these committees where they are debated and adopted.



- The Delegations include elected officials from specific counties. They include both State Senators and Representatives.
- Caucuses are bodies of elected officials that track bills of interest to members of certain communities. Examples of caucuses include Black, Latino, Asian-American, Women Legislators, LGBTQ, Veterans. Their goal is to ensure that bills are inclusive and respectful of all.
- For leadership, the Senate has a President and the House has a Speaker.

## ADVOCACY AT A STATE LEVEL

State Level Advocacy can seem daunting given the complexity of the state legislature but there are various opportunities to influence legislation. Advocacy can be described as anything that influences a policy creation and debate process on behalf of the result you want to achieve.

To begin, you want to know what district you reside in and the names of the legislators that represent you. Keep in mind when the session starts and track important timelines for when organizations may be mobilizing around issues. The legislative session can be short, and in some states, the number of bills a legislature can introduce is very limited, so if that's the case you'll have to reach out before session begins. Plan out what you want to say and include: your stance on an issue, personal story, supportive arguments, and the action or solution you're proposing to the legislator.

## WAYS TO ADVOCATE

- **Call or email your legislator** - look to their website for their office's contact information
- **Meet them in person** - schedule meetings with elected officials or their staff
- **Civic Engagement** - attend their district [town halls](#) or events (read [Bread for the World's guidance](#) on how to be engaging at public meetings)
- **Testimony** - share your personal story or experience to testify and comment on a bill in committee

Elected officials at a state and local level, often have jobs they return to after the session ends. They can be inaccessible given that the General Assembly occurs during a brief time so building relationships or connecting with their staff is effective. Ultimately, elected officials rely on their staff in many ways, and connecting with someone who has the elected official's ear can be worth the time. The Local Community Advocacy section details a useful exercise called Power Mapping that can help you connect with elected officials.

You can read more about the types of legislatures that exist and which your state follows on the [National Conference of State Legislatures'](#) website.



# FEDERAL ADVOCACY

## CONGRESS

---

### STRUCTURE

The country's Legislative Branch is the United States Congress, which consists of the House of Representatives and the Senate. Members of Congress represent the people and create laws for the country.

The U.S. House of Representatives is made up of 435 elected members, which represent the 50 states, proportionally to the total population. There are also 6 non-voting members which represent the District of Columbia and the U.S. territories: Puerto Rico, Guam, U.S. Virgin Islands, American Samoa, and the Northern Mariana Islands.

The U.S. Senate is made up of 100 Senators, 2 for each of the 50 states. The Vice President of the United States serves as President of the Senate and in the event of a tie can cast the decisive vote in the Senate.

U.S. Representatives serve two-year terms and U.S. Senators serve six-year terms.

The U.S. Congress is in session throughout the year, mainly in Washington, DC. They have about a month break in August for recess and a few weeks break throughout the year, in which they return to their district. The legislative calendar and activities are found on the [US Congress Website](#).

Each chamber is further separated into various committees and subcommittees, delegations, caucuses, and leadership structure. View list of [Committees, Commissions and Caucuses](#).

- Committees cover several issues including Budget, Education, Finance, Judiciary, Ethics, Natural Resources, and Rules. Bills are initially introduced in these committees where they are debated and adopted.
- Caucuses are bodies of elected officials that track bills of interest to members of certain communities. Examples of caucuses include Black (CBC), Hispanic, (CHC), Progressive (CPC), Asian Pacific American (CAPAC), Tri-Caucus, LGBTQ+ Equality, Women, Veterans. Their goal is to ensure that bills are inclusive and respectful of all.
- For leadership, The Senate has the Majority Leader and the House has a Speaker.



## HERE ARE SOME MORE RESOURCES:

[Current Members of Congress](#)  
[Look up Congressional Bills](#)

## ADVOCACY IN CONGRESS

To begin, you want to know what district you reside in and the names of the Members of Congress that represent you. Keep in mind their calendar - you don't necessarily need to be in Washington, DC to meet with them, they will also be in the district throughout the year. Plan out what you want to say, include your stance on an issue, personal story, supportive arguments, and the action or solution you're proposing.

## WAYS TO ADVOCATE

.....

- **Call or email your representative** - look to their website for their office's contact information
- **Meet them in person** - schedule meetings with elected officials or their staff
- **Civic Engagement** - attend their district town halls or events (read [Bread for the World's](#) guidance on how to be engaging at public meetings)
- **Testimony** - share your personal story or experience to testify and comment on a bill in committee



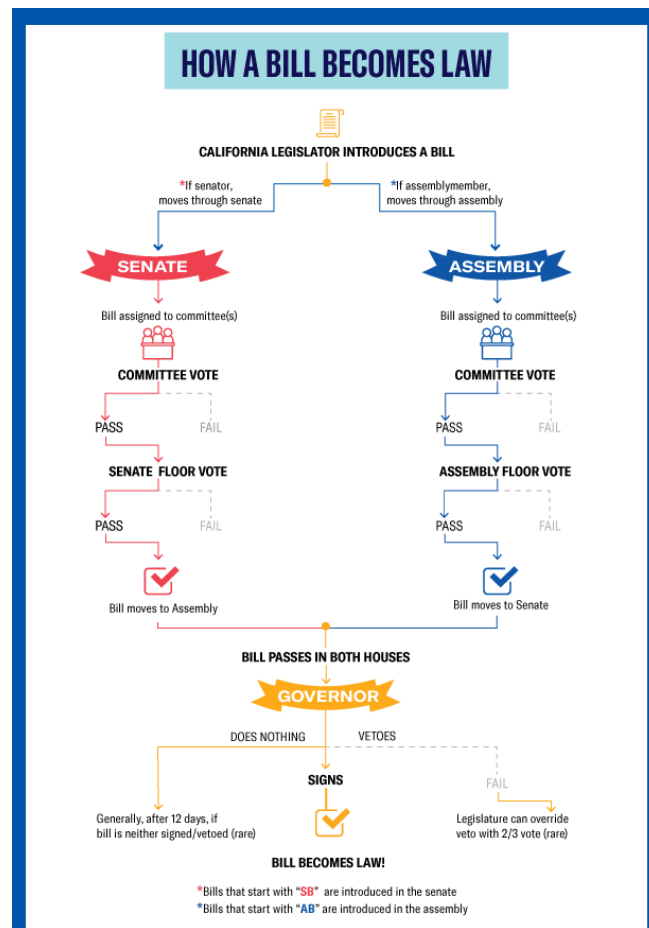
# HOW A BILL BECOMES A LAW

Governments of all levels are structured similarly in the United States. The Federal, State, and Local governments all have three branches of government. Each branch is responsible for upholding our democracy with a different role.

- Legislative Branch: makes, updates, or removes laws
- Executive Branch: carries out laws and keeps the government running
- Judicial Branch: evaluates laws

In this section, we will focus on the legislative branch and the law-making process in the legislature. The Legislative Branch is commonly referred to as the "Legislature," but can have other names depending on the level of government. At the Federal and State levels, this is usually a bicameral body with a Senate (upper house) and House of Representatives (lower house).

- » The legislature introduces the bill and moves it in the according chamber (House/ Assembly or Senate)
- » The bill is assigned to a relevant committee for debate and amendments and votes to pass the bill or not.
- » The bill goes to the floor for a vote.
- » At the same time, the second chamber can also be following this same process to pass the bill.
- » Once both houses have passed the bill, it is presented to the Executive (President or Governor) to sign the bill into law. The Executive can also do nothing and allow it to become law, or veto, reject the bill and send it back to the legislature. The Legislature may move on or try to pass the bill again with a veto-proof majority, usually two-thirds of elected officials.



(Source: ACLU CA Legislature)





# EXECUTIVE BRANCH

---

## STRUCTURE

The President of the United States acts as head of state and Commander-in-Chief of the armed forces and is responsible for implementing and enforcing the laws written by Congress. The President appoints the heads of the Federal agencies, including the Cabinet, and the Senate votes to confirm their positions.

## EXECUTIVE DEPARTMENTS AND AGENCIES

The executive departments and agencies each have their own missions and responsibilities and are responsible for the enforcement and administration of Federal laws.

[Dept. of Agriculture \(USDA\)](#) develops and executes policy on farming, agriculture, and food and consists of 29 agencies, including the Forest Service.

**The Secretary of Agriculture** is the head of the USDA.

[Dept. of Commerce](#) is tasked with job creation in the country and economic growth and opportunity.

**The Secretary of Commerce** is the head of the Department of Commerce.

[Dept. of Defense](#) (DOD) is the largest government agency and protects the country's security and national interests through war-fighting, humanitarian aid, and peacekeeping and disaster relief services.

**The Secretary of Defense** is the head of the DOD.

[Dept. of Education](#) promotes student achievement, guides improvement in education quality, and works to ensure equal access to educational opportunity through financial aid.

**The Secretary of Education** is the head of the Department of Education.

[Dept. of Energy](#) (DOE) promotes America's economic and national security by encouraging the development of reliable, clean, and affordable energy.

**The Secretary of Energy** is the head of the DOE.

[Dept. of Health and Human Services](#) (HHS) protects the health and well-being of everyone in the country, administers Medicare and Medicaid, and oversees the National Institutes of Health, the Food and Drug Administration, and the Centers for Disease Control.

**The Secretary of Health and Human Services** is the head of HHS.

**Dept. of Homeland Security** (DHS) prevents and disrupts terrorist attacks, protects the country’s critical infrastructure and key resources, and responds to and recovers from any incidents that occur.  
**The Secretary of Homeland Security** is the head of the DHS.

**Dept. of Housing and Urban Development** (HUD) addresses the housing needs in the country, enforces fair housing laws, and administers public housing and homeless assistance.  
**The Secretary of Housing and Urban Development** is the head of the HUD.

**Dept. of the Interior** (DOI) conserves and manages the country’s natural resources, wildlife, and cultural heritage, offers recreation opportunities, supplies and manages water in some states, and honors responsibilities to indigenous communities.  
**The Secretary of the Interior** is the head of the DOI.

**Dept. of Justice** (DOJ) enforces the law, defends the country’s interests, ensures public safety against threats, and provides Federal leadership in preventing and controlling crime. The DOJ is made up of 42 separate components, including the Federal Bureau of Investigation.  
**The Attorney General** is the head of the DOJ, represents the country in legal matters, and advises the President and heads of executive departments of the government.

**Dept. of Labor** (DOL) works to ensure a strong workforce, promotes and develops the welfare of job seekers, workers, and retirees of the United States, improves working conditions, and advances employment opportunities.  
**The Secretary of Labor** is the head of the DOL.

**Dept. of State** develops and implements foreign policy, represents the country abroad, and maintains diplomatic relations with approximately 190 countries and international organizations.  
**The Secretary of State** is the head of the Department of State.

**Dept. of Transportation** (DOT) works to ensure a fast, safe, efficient, accessible, and convenient transportation system that meets the country’s interests and enhances the quality of life.  
**The Secretary of Transportation** is the head of the DOT.

**Dept. of the Treasury** promotes economic prosperity, ensures the soundness and security of the country and international financial systems, and maintains systems for the financial infrastructure - including producing currency, collecting taxes, and disbursing payments.  
**The Secretary of the Treasury** is the head of the Department of the Treasury.

**Dept. of Veterans Affairs** administers benefit programs for veterans, their families, and their survivors - including pension, disability compensation, home loans, and medical care.  
**The Secretary of Veterans Affairs** is the head of the Department of Veteran Affairs.

## INDEPENDENT FEDERAL AGENCIES

The executive departments are made up of agencies and administrations to carry out their work and mission. However, some agencies are independent and aren’t under any of the executive departments.

**Environmental Protection Agency** (EPA) works to protect human health and the environment by ensuring clean air, land, water through developing and enforcing regulations such as anti-pollution standards.  
**The EPA Administrator** is the head of the EPA.

**Office of Management and Budget** (OMB) serves the President by developing the annual budget proposal with the provided vision and assisting the management and execution of the budget.  
**The OMB Director** is the head of the OMB.

**Small Business Administration** (SBA) assists small businesses start, grow, expand, and recover through resources and counsel.

**The SBA Administrator** is the head of the SBA.





## OTHER CABINET MEMBERS

The Cabinet is an advisory body made up of the heads of the 15 executive departments and include the following:

- Director of the Central Intelligence Agency
- Director of National Intelligence
- U.S. Trade Representative
- Vice President
- White House Chief of Staff
- Ambassador to the United Nations
- Chair of the Council of Economic Advisors
- Director of the Office of Science and Technology Policy
- Special Presidential Envoy for Climate

View more information on the [Executive Branch](#) and the current members of the [Cabinet](#).

## ADVOCACY IN THE EXECUTIVE ADMINISTRATION

### White House

You can contact the White House by submitting your comment by phone, letter, or email. There is a department dedicated to the public's engagement and a handful of letters get presented to the President daily. View more information [here](#).

#### [Email](#)

#### Call:

Comments: 202-456-1111  
Switchboard: 202-456-1414

#### TTY/TTD

Comments: 202-456-6213  
Visitor's Office: 202-456-2121

#### Write a letter:

Include your return address on your letter and envelope, as well as your email address. Send your letter to the full address of the White House below:

The White House  
1600 Pennsylvania Avenue NW  
Washington, DC 20500

## Executive Departments

As you read above, there are various departments and agencies each responsible for different issues. Know where to start by reading which department manages the policy of the issue you're advocating for.

The executive and independent agencies follow a regulatory process and timeline to develop and issue Rules, you can learn more on [this webpage](#). There are many ways to advocate on your behalf or your community's behalf before these Rules are set into place.

## General Contact

On the department's website, locate the contact page where you will see a breakdown of the agencies, bureaus, administrations within that department that may relate best to your issue. Their contact information - phone number, email, form, or mailing address - will be provided for you to contact.

## Submitting Public Comments

The department, agency, or bureau may choose to seek public comments on proposals or plans they are deciding on. On their website, they will note details on the proposed action and the period they will be accepting public comments, as well as the website to submit them through. The most efficient way to submit public comments is electronically, although you can also submit by mail. In public comments, you can include your thoughts on the proposed plan, alternative ideas to improve the plan, its impact on you and your community, and any other feedback. This is a great way to make your voice heard and recruit other voices as well. Look out for webinars or materials the agency may have to learn more information on what they're planning. After the public comment period ends, the agency analyzes and considers all feedback to prepare an assessment to develop and evaluate alternative plans.

Go to [Regulations.gov](https://www.regulations.gov) to search or browse all federal agencies, regulations, their plans, active public comment periods, process, and timeline.

## Public Meetings and Hearings

Agencies may choose when to hold public meetings and hearings on proposed rules. These hearings provide an opportunity for stakeholders and the public to engage in the proposal through dialogue. You can provide oral statements or oral arguments. To do so, you must register, and in some cases, you may have to provide the prepared written copy of your statement. These hearings can be held around the country or virtually.

## Hispanic Access Foundation Success Story:

In 2017, President Trump signed an executive order to review 27 national parks and monuments across the United States to significantly shrink or entirely remove the protections to the land attributed to the National Monuments. As part of their formal review process, the U.S. Department of Interior announced a public comment period. In response to this, the Hispanic Access Foundation launched the Latinos for Heritage campaign to mobilize Latinos to engage through this review process by submitting comments. The campaign had a website with information about the monuments as well as drafted comments people could follow to guide their comment submission. Latinos were encouraged to share their story and why national parks and monuments are important to them, as well as engage their networks to also submit comments. By bringing awareness to this issue, and through partnerships and social media initiatives, the participants of the campaign submitted over 50,000 comments! In the final report to the President, the Secretary of the Department of Interior did not recommend eliminating any parks or monuments.





# MEETING WITH POLICYMAKERS

One important way to make your voice heard is by directly contacting policymakers. You can find learn who your representatives are on the [MyReps](#) website.

## HOW TO SET UP A MEETING

There are two ways to set up a meeting with your representative:

### 1.) Call their office

- Let them know you are a constituent and would like to meet with your representative.
- They will let you know the best way to arrange a meeting, it may be calling or emailing someone else on staff.
- This works best for local offices (local, county, state).

### 2.) Email or complete a contact form

- On your representative's website, search for "Request a Meeting" for the appropriate point of contact to email.
- Each website is set up differently, in some cases, you may have to fill out a contact form which gets automatically emailed to the person in charge of scheduling.
- This is the best option for federal offices because they have an office in Washington, DC as well as in your district and there is different staff in each office. Be sure to select or specify which location you'd like to meet in.

In each case, you want to specify the following:

- \* Your name(s)
  - » If multiple people are planning to attend, provide the number of people (they may need to arrange a space large enough) as well as a point of contact for the office
- \* Zip Code/ address (so they know you are located in their district)
- \* Date/ time that would work best for a meeting (provide them with some options)
- \* Purpose of the meeting
  - » If you plan to discuss a specific issue or piece of legislation, let them know

## TIPS

- Keep in mind several people that work in each office and they all have their own roles and responsibilities. Don't be offended if they direct you to speak to someone else, they want your message to get to the correct person!
- If you email someone, give them about a week to respond. Follow up with another email if you haven't heard back. Don't think they're ignoring you – it's their job to respond – they receive a lot of emails so you want to make sure it's not lost in their inbox.
- You can also follow this guidance to invite representatives to an event, especially if it's in the district they represent.

## PREPARING TO MEET WITH REPRESENTATIVE

Before the meeting with your representative takes place, you want to make sure you're prepared to make the most of your time with them. Here are some things you need to know.

### Ahead of the meeting

- Research your representative
  - Find a headshot
    - So you know what they look like!
  - Read their bio/ background
    - You may find something in common with them you can bring up in conversation
  - Research the committee(s) they sit on
    - These placements can be powerful in passing legislation
  - If discussing a specific issue, know their [voting record](#)
  - Any [bills](#) they will be endorsing, signing onto, or introducing

You can find this information on their official website but also look to other websites, including [Wikipedia](#), as well as local outlets. For deeper insight on their campaigns, also explore [Ballotpedia](#) and [Open Secrets](#).

- Identifying group roles
  - If you are meeting as a group, discuss among yourselves before the meeting who will take which role. One can be the group leader who will begin the meeting, someone else can be responsible for taking notes, another person in charge of providing the office with materials (letters, postcards, etc) or documents you want to leave with the office. The goal is for everyone to participate at some level.
- Choosing Attire
  - If advocating on behalf of an organization it can be helpful to look uniformed and have a t-shirt with the organization's name or logo. You can also wear a button or sticker that shows who you're with. This will help the office remember you are a group making a statement!
  - You can also dress in attire that best represents your message. For example, if you are a group of nurses advocating on an issue, don't shy away from wearing your scrubs. A group of nurses heading to a meeting with their representative to demand action on legislation means business!



## Day of the meeting

- Know how to get to the office/ the location of the meeting.
  - Arrive early in case you need to go through security and there is a line.
  - Don't take anything you wouldn't be able to take on a plane (liquids, weapons).
- Have contact information accessible in case you need to communicate with the office.
- Be on time to the meeting, it's better to be 10 minutes early than late!
- Check in with the Staff Assistant/Executive Assistant in the office.
  - Be sure to have confirmation info (for example, the email confirming the meeting).
  - You can also give them a business card (so they can hand it to the person you will be meeting to let them know your group has arrived).
- Arrive with something to write notes on during the meeting so you can debrief after the meeting.
- Come prepared with copies of materials that you can leave behind with the member or staff that contains additional information about your issue. This is usually a fact sheet, information about your organization, and/or letters or postcards from constituents. If meeting in person, you can package this into a folder to leave with the office and also drop them off at other offices you may not have scheduled meetings with but still want to leave information with.

## Meeting with staffers

You may meet with a member of the legislative staff who is responsible for the issue you will be discussing. This has its benefit as they are the person your representative looks to for advice on how to vote on legislation and they may help draft the legislation as well.

Below are the commons staff positions in the office. Depending on the branch of government, they may vary slightly. When meeting with them, don't be afraid to ask what they're responsible for in the office. They should introduce themselves as well.

- **Chief of Staff** - Runs the office and is the representative's top political advisor
- **Legislative Director** - Plans legislative initiatives and strategies; supervises other legislative staff
- **Legislative Assistant** - Specializes in specific issues, monitoring bills and committee meetings in those areas; drafts floor statements and responses to constituent mail
- **Executive Assistant/Scheduler** - Supports the representative, prepares the daily schedule, briefs representative on activities, coordinates the meetings, schedule, travel arrangements
- **Staff Assistant** - Administrative assistance to the office, responds to constituent requests, records information from public opinion messages



## MEETING FORMAT

During meetings with representatives, constituents advocate for issues that are important to them. These meetings are generally about 20-25 minutes long. The time can fly by so you want to make sure you're keeping track of time in order to get in everything you want to discuss with them. They are usually in back-to-back meetings or voting so they have to be very punctual. It is also possible that your meeting ends abruptly because of an emergency vote or meeting, so be ready to start promptly!

- Each member in the group should briefly introduce themselves:
  - What organization you are representing
  - What city you are from
  - Why you wanted to meet
- Share your story relevant to the purpose of the visit (make it personal).
- Present your issue and call to action – this is the most important part of the meeting.
  - Below are some common calls to action/ goals:
    - Inform your representative and their staff about an issue that directly affects you or your district
    - Urge your representative to vote for/against a bill in consideration
    - Thank them for any work (bills they introduce or co-sponsor) they have done that is benefiting the community
- Your representative or their staff may have questions during the conversation and it's okay if you don't have the answer at the moment, let them know you can follow up with them after.
- Ask the office to share what they will be working on and offer your group/organization to provide resources if the issue relates to the work you're doing.
- Feel free to take notes and fact sheets to the meeting and even provide the office with a copy they can keep.
- If you brought anything to give or show them make sure to do so at the end of the meeting so they don't get distracted looking through the material.
- Remember to thank them for their time. Always be kind, polite, and professional.
- If you weren't able to meet with your representative, you can ask if they are available to take a picture – it doesn't hurt to ask.
- Ask for their business card or contact information so you can follow up with them. Write them an email after the meeting to thank them for their time and let them know you look forward to staying in touch with them. You can also share any tweets or photos with them, their office may want to repost it.

## CRAFTING YOUR STORY

If you are meeting as a group, you want to be cautious of ensuring everyone has time to share. You want to be concise yet effective with your story so you don't take time from others.

You can guide your story with this outline:

### Background

Provide background and context to your story, especially as it relates to your district (items to consider for further detail: location, employment, family).

### Issue

Present the problem or issue you want them to be aware of. This issue can affect many people but tell them your unique perspective of what you are experiencing.

### Solution

Offer a solution to the problem – this is what you're advocating for. What can your representative do to fix this issue and what do you need them to do to help

### EXAMPLE

When the pandemic began last March, I lost my job and healthcare at the Marriott hotel on Washingtonian Boulevard after being employed there for 15 years. I wasn't the only one, eventually, the hotel shut down and all the employees were let go. Because of my age and health, I haven't looked for other employment. I'm a single mother of two kids in public school – now attending virtually. I also live with my aging mother and don't want to put her at risk of getting COVID. It was very helpful when Congress passed the CARE Act last year because it provided me with income to pay my mortgage, credit cards, and essentials like groceries, medication, and car expenses. After the federal unemployment finished, I relied on the state unemployment which ran out at the end of December. I have no source of income now but still have bills to pay and need to feed my family. I'm here to advocate for Congress to pass legislation to continue unemployment payments until the pandemic ends and it is safe for me to work again. The \$600 stimulus check is not enough to last even one month of expenses.



## ADVOCATING WITH KIDS

Being a parent or guardian is a significant role in one's life. You shouldn't (and you don't need to) hide it while meeting with your representative. In fact, children are constituents as well! Representatives love meeting their constituents, especially kids since they're around adults most of the day.

Below are some ideas for including children in advocacy (some may depend on their age and abilities):

- Let the kids know ahead of time the importance of the meeting, who it is you're meeting, why it's important to advocate, and what you're trying to achieve. Kids are curious about everything so teaching them advocacy at a young age can make an impact in how they perceive things and tackle challenges.
- Have kids introduce themselves in the meeting. Their introduction to the representative would be slightly different than the adults and can include their name, age, grade level, and school they attend. If they aren't able to communicate this themselves, you can still introduce them.
- Make them part of your story. For example, if you're advocating for environmental issues, part of your story could include how public health is affected by climate change as well and your child's lungs shouldn't be exposed to poor air quality. Explain how these larger issues personally affect you and your family. Another example is if you live in a state with extreme heat (such as Arizona), this could affect your child if it's not safe to be outdoors and limits their play time outside.
- Develop talking points with kids ahead of the meeting and have them practice to present in the meeting. Their future is at stake too!
- During the meeting, try to keep them engaged. They can also be assigned roles like listening and taking notes. Provide them with quiet activities, such as books, to keep them occupied in between meetings (if in person).
- Another option to get kids to play a role in the meeting is to record a video with them, in advance, addressing your representative or asking them a question. This can be helpful if kids' schedules are unpredictable with naptime and school. If they are not physically able to sit through the meeting, this still gives them an opportunity to be virtually present. You can also post the video on social media with your call to action.
- Have the kids write thank you cards for their representatives. Another idea for creativity and advocacy is for the kids to draw a picture of what they want their ideal community to look like or issues they're experiencing and ideal solutions (for example: more trees/ parks, buses for their school, wheelchair ramps, united families).

For more resources for advocating with kids, check out [Moms Clean Air Force](#). This national organization with state chapters holds an annual [Play-In](#) and organizes a national lobby day in Washington, DC with events and activities for kids centered on climate action. See [more tools](#) for advocating on clean air that parents/ guardians can take for babies and kids.





# RESEARCHING POLICY

Policy can feel overwhelming to read and research because of the language used. Organizations do a great job at simplifying the text and letting people know what it's actually about. However, if you want to research policy on your own it may not be as straightforward. But don't let that stop you! It takes some time to get used to but it will get easier the more times you do it. We've made the process easier by providing you with the resources below.

## WHERE TO START

You can begin your research on this website: [Bill Track](#)

This is an incredible search tool for state and federal legislation with information on how representatives voted, which bills they've sponsored, the committees they sit on, their staff's contact information, and their bio. You will also find the names of the bills, a summary, and where they are in the process.

Most often you may find that a bill is introduced and gets into committee but dies or fails from there. When you click on the bill, you will see a bar that details where it stands in the process. You can also see who sponsored the bill, when the last action was, and the official document.

If you are concerned about certain issues, you can refer to relevant organizations that have scorecards/ report cards that rate how your representative has voted on legislation. Through this search, you will also view the list of bills and the organization's position on the legislation – if they are for or against it.

For example, if you want to know how your representative has voted on environmental issues, you can refer to the [League of Conservation Voters](#) scorecard. Similarly, the [ACLU](#) ranks on civil rights issues, and the [AFL-CIO](#) grades on issues important to workers' rights.

## TERMS TO KNOW

**Amendment:** A proposed change to a document, such as a bill, resolution, or another amendment.

**Bill:** The main legislative measure used to propose law. The name of the bill depends on the chamber it begins in; the title may start with either "H.R." or "S." (H.R. = House of Representatives, S.B. = Senate).

**Congress:** Refers to a 2-year time period Members of Congress serve, which begins when members are elected in the most recent election. For example, 2021 marked the start of the 117th Congress.

**Committee/ Subcommittee:** A panel (or subpanel) of Representatives or Senators assigned to conduct hearings, examine and develop legislation, and conduct oversight of executive agencies.

**Committee Chair:** The member of the majority party on a committee in charge of the panel's agenda and resources and administering meetings.

**Hearing:** A formal meeting of a committee (or subcommittee) designed to gather information from witnesses for use in its activities (the development of legislation, oversight of executive agencies, investigations into matters of public policy, or Senate consideration of presidential nominations).

**Sponsor:** A Representative or Senator who introduces or submits a bill or other measure. Only the first-named Member is the sponsor, all others are co-sponsors.

For a full glossary of legislative terms, visit [Congress.gov](#)





# CALIFORNIA STATE ADVOCACY

## STRUCTURE

The California State Legislature is made up of two chambers: the State Assembly and the State Senate. The legislature convenes at the State Capitol in Sacramento and is full-time.

The California State Assembly (the lower house) has 80 Assembly Members that represent 80 districts, and are elected to serve two-year terms.

The California State Senate (the upper house) has 40 State Senators that represent 40 districts, and are elected to serve four-year terms.

The California State Legislature is in session from January to September, with October being the last time of the year the Governor can sign or veto bills. They have about a month's break from July through August for recess.

The legislators are responsible for:

- Drafting and introducing bills
  - In California, legislators cannot act on a bill, except the Budget Bill, until 30 days after its introduction.
- Debating proposed legislation
- Voting to pass or kill bills
- Revising and debating the state budget proposal submitted by the governor
- Serving their constituents
  - There is a maximum limit of 12 years to how long legislators (in the State Assembly or State Senate) can serve.

To find who represents you in California, visit <http://findyourrep.legislature.ca.gov> and enter your address.

Here are some resources for more detailed information:

- [California State Assembly Website](#)
- [Legislative Calendar](#)
- [List of Committees](#)
- [Current Assembly Members](#)
- [Look up California Bills](#)
- [Offices and Caucuses](#)

## HOW TO ADVOCATE

Your legislators need to hear from you to know what matters to you. They are making decisions for you and your community and you want to have a say in that!

Below are the main ways you can advocate. Doing any (or all of them!) are important.

- Call or write to your legislators
- Reach out to your friends and family about the issue
- Write about the issue, get active on social media
- Join an organization that works towards your same cause
- Attend legislative meetings
- Join or organize a march or protest

## LOCAL ORGANIZATIONS

Below are some organizations that advocate for different issues in California you can get involved with:

- [67 Sueños](#)
- [ACLU California](#)
- [Azul](#)
- [California Immigrant Youth Justice Alliance](#)
- [California Reentry Program](#)
- [California Rural Legal Assistance](#)
- [Center for Community Action and Environmental Justice](#)
- [Central American Resource Center \(CARECEN\)](#)
- [Central Coast Alliance United for a Sustainable Economy \(CAUSE\)](#)
- [Coalition for Humane Immigrant Rights \(CHIRLA\)](#)
- [Dolores Huerta Foundation](#)
- [Environmental Health Coalition](#)
- [Equality California Institute](#)
- [Esperanza Immigrant Rights Project](#)
- [Homebase](#)
- [Immigrant Defense Project](#)
- [Latino Coalition for a Healthy California](#)
- [Latino Community Foundation](#)
- [Leadership Counsel for Justice & Accountability](#)
- [People Organizing to Demand Environmental and Economic Rights \(PODER\)](#)
- [PICO California](#)
- [Services, Immigrant Rights and Education Network \(SIREN\)](#)
- [The California Labor Federation](#)
- [United Ways of California](#)







# COLORADO STATE ADVOCACY

## STRUCTURE

The Colorado General Assembly is a two-chamber state legislature: the Colorado House of Representatives and the Colorado State Senate.

The House of Representatives has 65 State Representatives representing 65 districts and are elected to serve 2-year terms, limited to four consecutive terms in office.

The State Senate has 35 Senators representing 35 districts and are elected to serve 4-year terms, limited to two consecutive terms in office.

The Colorado General Assembly convenes on the second Wednesday of January for 120 days. Special sessions may be called at any time by the Governor or upon written request by two-thirds of the members of each house, although this is not very common.

The legislators are responsible for:

- Drafting and introducing bills
  - In Colorado, legislators are limited to introducing five bills per session. Advocacy before session begins is critical.
- Debating proposed legislation
- Voting to pass or kill bills
- Revising and debating the state budget proposal submitted by the governor
- Serving their constituents
  - Term-limited members of both houses can run for office again after a four-year break.

To find who represents you in Colorado, visit <https://leg.colorado.gov/find-my-legislator> and enter your address.

Here are some resources for more detailed information:

[Colorado General Assembly Website](#)

[Session Schedule](#)

[List of Committees](#)

[Current Legislatures](#)

[Look up Colorado Bills](#)

## HOW TO ADVOCATE

Your legislators need to hear from you to know what matters to you. They are making decisions for you and your community and you want to have a say in that!

Below are the main ways you can advocate. Doing any (or all of them!) are important.

- Call or write to your legislator
- Reach out to your friends and family about the issue
- Write about the issue, get active on social media
- Join an organization that works towards your same cause
- Attend legislative meetings
- March or protest
- Advocate for the bills before session begins

## LOCAL ORGANIZATIONS

Below are some organizations that advocate for different issues in Colorado you can get involved with:

- [ACLU Colorado](#)
- [Colorado Consumer Health Initiative](#)
- [Colorado Immigrant Rights Coalition \(CIRC\)](#)
- [Colorado Latino Leadership, Advocacy and Research Organization \(CLLARO\)](#)
- [Colorado Organization for Latina Opportunity and Reproductive Rights \(COLOR\)](#)
- [Colorado Rising](#)
- [Conservation Colorado - Protégete](#)
- [Housing Colorado](#)
- [North Range Concerned Citizens](#)
- [ONE Colorado](#)

For more Colorado groups, organizations, and agencies, see the [CLLARO Directory of Colorado Latino Organizations'](#) online directory.





# ABOUT HAF

---

Hispanic Access Foundation is a 501(c)(3) non-profit organization that connects Latinos with partners and opportunities improving lives and creating an equitable society. Our vision is that all Hispanics throughout the U.S. enjoy good physical health, a healthy natural environment, a quality education, economic success and civic engagement in their communities with the sum improving the future of America. For more information, visit [www.hispanicaccess.org](http://www.hispanicaccess.org).



**1030 15TH ST NW, SUITE B/1 #150  
WASHINGTON, DC 20005  
(202) 640-4342**

**[WWW.HISPANICACCESS.ORG](http://WWW.HISPANICACCESS.ORG)**